

# Bluetooth control

Discover the freedom of wireless lighting control.  
Vadsbo delivers a complete system for both  
large and small projects.



CASAMBI





# Wireless control with Casambi

VADSBO 

The system is built on the standardised bluetooth protocol that is already integrated into the majority of today's smartphones and tablets. With app support for Android and Apple iOS, you have an easy way to control your lighting and full ability to dim your lights via your smartphone. The system lets you control all light sources, downlights, LED strips, plug sockets, garage doors, window blinds and much more. You can of course control the system with a traditional automatic-return switch.



## Dimming via the app

You get an easy and intuitive dimmer and on/off switch function via the free app, Casambi.

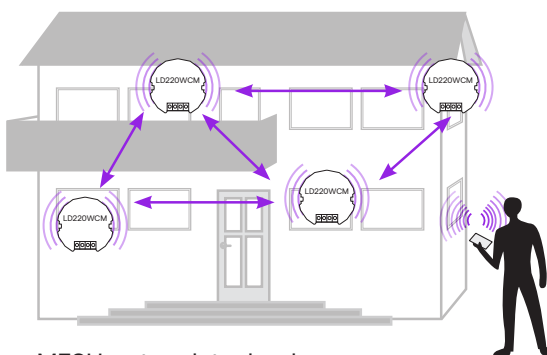


## Astro function and time control

The astro function means that your lighting is activated by the sunrise and sunset. The astro function and timer controls are set via the app. The settings are thereafter stored in the dimmer's memory, and work on the basis of the dimmer's internal clock, and function completely independently.

## Grouping and scenarios

Group your light sources via the app and dim/control them simultaneously. You can, of course, also set different scenarios for each room. For instance, if you wish to turn off all the light sources, or dim only a certain set of light sources in a particular room. All of this is possible via the dimmer and the app. The only limit is your imagination!



MESH-network technology

## Access and sharing settings

The first time you use your Vadsbo units, they will be paired with a master device (smartphone or tablet). The network or unit can thereafter be shared with other devices. You can easily protect your network with a password or leave it open for access. The internal communication between the dimmers is well protected through asymmetric keys or an encrypted schedule. You can also share the settings with your loved ones within the household in order for them to gain complete access to all the light control options. Simple and user-friendly.

## Unlimited reach

By using MESH network technology, you only need to be within reach (usually 30 metres) of just one device in order to control all of them. Communication takes place automatically between devices within reach. The Bluetooth dimmer LD220WCM is placed in a box and naturally transmits the network in the installation.

## No router

The bluetooth system does not require any external router, as all communication is saved in the bluetooth cloud. This is cost-effective, provides quick communication, and is very practical.

# The system's components

News!



## Bluetooth dimmer dial - **VD220WCM**

Part number: V-40V0220-501

VD220WCM is a universal dimmer dial that can dim all types of electrical loads, 0 - 200W. It has a powerful 2kW transient protector and easily fits into public spaces where a dimmer dial is more user-friendly. The app can be set to enable control of any other Casambi-compatible device by the dial. This enables dial-dimming of a group of push button dimmers, actuators, installed scenes or other products with support for Casambi. You can also choose to dim with colours for Tunable White applications. The dimmer is delivered complete with frames that fit Elko and Exxact. Enable wireless dimming on stairs with the dial. The dimmer dial also has a push button entry for connection with automatic return switches, for switching between scenes, for example.



## Bluetooth dimmer – **LD220WCM**

Part number: V-4022010WCM

The LD220WC is a universal, back edge-installed phase dimmer, which dims between 0 and 200 VA. The dimmer, like the other products, features an astro-timer as well as the functionality of connecting a automatic return switch. The dimmer is extremely small, which means that there is plenty of space inside the box. You can also deactivate the dimmer function to turn on/off non-dimmable loads.



## PWM dimmer – **PWM4WCM**

Part number: V-42B0016-001

PWM4WCM is a dimmer that regulates the colour in light fittings and LED stripes which are intended for RGBW control. RGBW can be used in restaurants, churches, and outdoor spaces to set the correct mood and create attention. PWM4WCM can handle 144W/24Vdc and 72W/12Vdc.



## Regulating device – **CM10WCM**

Part number: V-40010DCBT

CM10WCM is a regulating device that converts bluetooth signals to 0/1-10V or DALI. It is applicable for existing facilities or, for example, when a more powerful dimmer needs to be implemented in the building. In the DALI status, there's support for Broadcast, colour control and light temperature, for example.

# The system's components



The digital actuator - **SSW60WCM**

Part number: V-360606026WCM

With its 32 preset settings, the Swedish-developed SoftSwitcher SSW60WCM can control/operate all the LED fittings and LED strips available on the market. SSW60WCM is a digital actuator that allows for a compact design and gives 60W.




Wireless remote control - **Xpress**

Part number: Black V-19BT08CAS-BL

Part number: White V-19BT08CAS-WH

With four buttons on the Xpress, you can activate lighting scenes, animations, and control separate lighting groups. The remote control also has buttons for dimming and adjusting the light temperature. The enclosed magnetic holder can be screwed to the wall in a suitable position.



A wireless switch that doesn't require batteries - **Mpress**

Part number: Pure white V-42B2206-001

Part number: Signal white V-42B2206-002

Mpress is an energy-recovering Bluetooth switch with one or more push buttons, which can be paired with a Casambi-network. Mpress can manage 100,000 of pressure and has a reach of 10 meters. With Mpress, no power source nor cables are needed to send control signals to your chosen light fittings. Can be mounted on any surface at all with strong, double-sided tape or over a box if you prefer. Mpress is supplied in two versions: Signal White is adapted for the Elko frame system and Pure White is adapted for the Exxact frame system.

NB! Mpress requires an Android device to connect to the system on the first occasion. All functions thereafter, can be programmed by both IOS and Android devices.

News!

News!



Clock-backup - **BTWCM**

Part number: V-42B3006-001

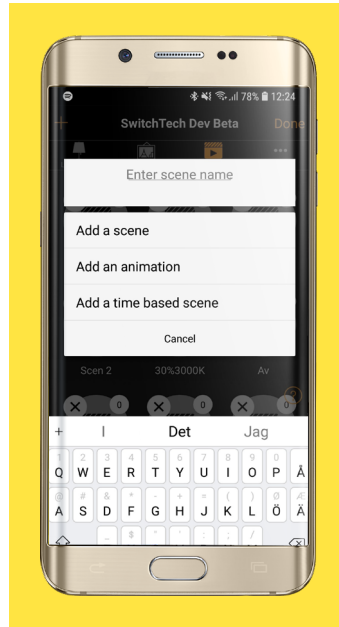
BTWCM is a clock-backup that helps you to synchronise your astro timer or time functions in case of loss of voltage. The package includes B12WCM, quick connector, and battery time of 19 hours and covers most losses of voltage. BTWCM is a plug-in model and can be installed anywhere with existing voltage sockets.

# App settings



## Scene

Automate your bluetooth products according to your specific needs! There are many possibilities but some of the most common and most popular scenes are 'switch off everything' - an easy way to switch off all lights in your home or workplace. 'Wake up' - slowly bring up the lighting the bedroom. 'Cosy lighting' - helps you to wind down after a day of work, possibly snuggled on the sofa with a movie on.

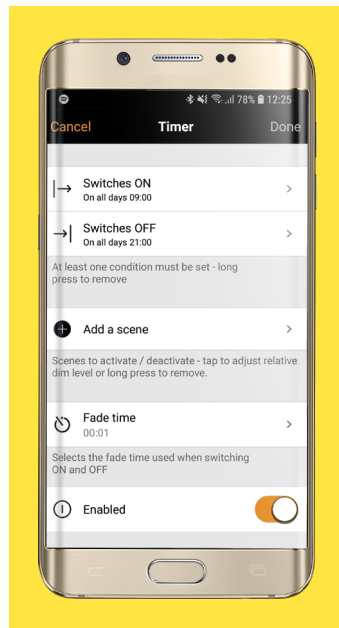


## The Casambi app

1. Click on the network you have created in My networks.
2. Click on More.
3. Click on Scenes and Create a new scene. Don't forget to Save when you've chosen your settings!

## Astro timer and time function

The astro timer and time functions help you to automate your lighting. You can choose to have the lighting follow the sunrise and sunset, or to switch on/off at specified times.



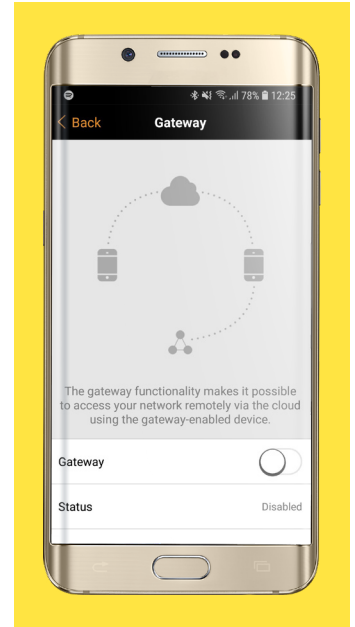
## The Casambi app

1. Click on More.
2. Click on Timer and then Add timer.
3. Choose Switch on and set the Time or Sunrise/sunset as well as on which days the settings should apply.
4. Choose Switch off and choose Day/Time/Sunrise/Sunset for when the function should not apply.
5. Click on ADD SCENE and choose the Scene (which you previously created) that the time functions should apply to.
6. To see the time functions you have created, or to adjust or add more functions - click on Timer, then choose Edit.

## Gateway function

The Gateway function helps electricians when they need to support a customer's installation remotely. You don't need to buy an additional router, it's enough to have one device in place that runs iOS or Android, e.g an iPad.

For private individuals, the gateway function is useful when you are at work and remember you've forgotten to switch off the lights at home. Or if you want to activate a scenario to make it seem like someone is at home, even though you are away.



## The Casambi app

1. Click on More.
2. Click on Network.
3. Click on Gateway.

## Control another device

Sometimes you may want to dim a whole group/scene of dimmers/actuators via dial or push button. For example, to synchronise dimming of large loads.




## The Casambi app

1. Click on the specific network.
2. Double-click on the device to see the menu that is used for programming controls.
3. Scroll down and click on Control a fitting underneath Dimmer dial or Push button.
4. Choose: Control another fitting/group/scene. You can also colour-dim if you have a tunable white actuator.
5. Choose which fitting/group/scene you want to control. Don't forget to save your settings!




# System solutions



## The restaurant

LD220WCM is connected to LED fittings above the tables in the restaurant. All LED strips are controlled by SSW60WCM which easily fits into a downlight hole, but in this case is hidden in a wooden beam in the ceiling. The light fittings in the ceiling and the LED strips in the bar are dimmed as required with the VD220WCM, the bluetooth dimmer dial. Since the premises let in a lot of natural light, all lighting is in synch with the sunrise and sunset, lunchtime lighting is normally just 30%.




## Outdoor lighting

PWM4WCM gives life to this fabulous garden just when darkness falls. The Xpress button can be mounted with a magnetic attachment and can be used as a control, it complements the app-controlled lighting with pre-installed scenarios and animations. BTWCM is installed to re-synch the lighting in case of a power cut, perfect for people with summer cabins!

## Gallery function

With the gallery function, you can photograph your home environment. Afterwards, you can mark where your light sources and dimmers are. Then you can simply control the lighting in a visual way by clicking on the image.



Visiting/mail address:  
Hilma Anderssons gata 15  
421 31 Vastra Frolunda  
Sweden

Telephone:  
+46 031-23 56 00

Email:  
[info@vadsbo.net](mailto:info@vadsbo.net)  
[order@vadsbo.net](mailto:order@vadsbo.net)

Web/Facebook:  
[www.vadsbo.net](http://www.vadsbo.net)  
[facebook.com/Vadsbo](https://facebook.com/Vadsbo)